

At Home Version of Neighborhood VBS



biblechapel.org/vbs

Hello Chapel Kids Families,

It is time for one of the most exciting weeks of the year – Vacation Bible School. We understand that under present circumstances, some families are unable to join us for our Neighborhood VBS this year. Therefore, we want to provide you with some of the tools that you will need to be able to do a mini-VBS at home.

In this packet, you will find a shopping list for supplies for both Imagination Station and Snack. You'll also find the instructions for each of these areas. You will also see a coloring page that goes with each of our Bible Lessons for the week.

One of our Bible Teachers will record a Facebook Live on the Chapel Kids Facebook page by 11 AM each morning. If you cannot join live, the teaching will still be on the Facebook page for you to watch with your kids.

You can also check out biblechapel.org/vbs to see some of our music videos for this year.

If you have any questions, please email me at vbs@biblechapel.org.

We hope that this is a valuable tool for your family as you study about how God's power can pull us through! All aboard the Rocky Railway!

Blessings,

Rebecca Thornsberry



Imagination Station Shopping List

Monday

- Spool of Thread
- Popsicle stick
- Toothpick
- Rubber band
- 2 washers
- Paperclip
- Chalk for railroad lines (If testing roller outside)

Tuesday

- Smooth Lipped plastic cup (1 or more)
- 3 small bead necklaces taped together in a line (each 3-necklace line goes in 1 cup, if doing more cups, you will need more necklaces.)

Wednesday

- Large Rope Bubble wand
- Large Bubble solution

Thursday

- Bleach
- Water
- Iodine
- 3 glass cups or jars
- Elastic String cut to size for each wrist band
- Various “Coal” and “Wood” beads and one “Cross” bead for each wrist band

Friday

- A few older in years and not shiny pennies
- 1/4 cup white vinegar
- 1 teaspoon salt
- Non-metal bowl
- Popsicle sticks for creating a picture frame
- Paint and Various Decorations to put on the Popsicle stick frame
- Printed picture of your “crew” this week at VBS, fit to frame
- Glue (or Adult can use hot glue gun)

Snack Shopping List

Monday

- Granola Bar
- Pull n' Peel Twizzlers
- Paper plates

Tuesday

- Chocolate Rice Krispie Treat- store bought or homemade
- Paper plate

Wednesday

- Bagel
- Cream cheese
- Paper plate

Thursday

- Pretzel Twist
- Icing
- Paper plate

Friday

- Popsicle



Neighborhood VBS Overview



Jesus' Power Pulls Us Through

Let the Lord Make You Strong. Depend on His Mighty Power. Ephesians 6:10

	Bible Point	Bible Story	Reference	Imagination Station	Snack
Monday	Jesus' Power Helps Us Do Hard Things!	From Saul to Paul! Acts 9	"For I can do everything through Christ, who gives me strength." Philippians 4:13	Off-Road Roller	Chew Chew Track from Granola Bars and Twizzlers
Tuesday	Jesus' Power Helps us Be Bold!	Paul and Barnabas: Friends on a Mission Acts 14	"He gives power to the weak and strength to the powerless." Isaiah 40:29	Bead Momentum Cup	Coal Crunch from Chocolate Rice Krispie Treat
Wednesday	Jesus' Power Gives Us Hope!	Shipwrecked: Paul's Adventure from Sea to Shore Acts 27	"So be strong and courageous, all you who put your hope in the Lord!" Psalm 31:24	Giant Bubbles	Bagel Tunnel
Thursday	Jesus' Power Lets Us Live Forever!	GOOD NEWS: We can be friends with Jesus! John 3:16, Romans 3:23, Romans 6:23	"The Spirit of God, who raised Jesus from the dead, lives in you." Romans 8:11	Salvation Demonstration and Power Bands	Crunchy Crossbuck with Pretzels and Icing
Friday	Jesus' Power Helps Us Share the Good News!	Paul Tells Others To Share the Good News! Acts 28	"Love each other in the same way I have loved you." John 15:12	Penny Experiment and Group Picture Frame	Popsicle Party

Monday VBS



Jesus' Power Helps Us Do Hard Things

“For I can do everything through Christ, who gives me strength.”
Philippians 4:13



Saul Becomes a Believer • Acts 9

Monday's Imagination Station

Pre-Work – optional: Draw chalk lines on the driveway for train tracks.

Welcome to Imagination Station. I can't wait to see what incredible things we will discover about Jesus' power this week.

(“CowCatcher” question) Does anybody know what the leading edge of the train is called? That grate thing that's near the bottom front of the train? It's called a cowcatcher! So, we will start off every day of Imagination Station with a “CowCatcher Question!” So, I'm going to ask you a CowCatcher question every day and you all are going to vote. Tomorrow we are going to see how the entire VBS voted! So, here is our first question. If you were a train, would you rather be a "Union Pacific Big Boy" (one of the largest steam engines that could haul 100 full train cars) or a "Bullet Train" (a train that carries passengers at speeds over 170 mph.) If you would rather be the Big Boy train, raise your hand. If you would rather be the Bullet Train, raise your hand.

(Gizmo) Today we're discovering, Jesus' power helps us do hard things. You know sometimes we all have to do hard things and we may not understand why. We may not be able to control what's happening. Our lives may seem to be going in all different directions. Sometimes even a train gets derailed – it gets off track. And train sized tools have to help get the train fixed and back on track. It takes a lot of work to get that train moving again.

Maybe something happens to us and gets us off track, or we have to do some hard things. But remember, Jesus' power helps us do hard things. I have something up here called an “Off-Road Roller.” You are going to get a chance to make one. Then, we have some special chalk lines you can test your “Off-Road Roller” to see if it can stay on the tracks. No matter what happens, Jesus loves us and has good plans for our lives. Jesus' power will help us do hard things no matter what direction we go. Now I am going to help you with the instructions on how to make your own “Off-Road Roller.”

Off Road Roller Instructions:

1. Thread the rubber band through the middle of the spool. (Use a toothpick to help, if needed.)
2. Place a paper clip through the rubber band on one side of the spool and secure it with a piece of tape to the spool.
3. On the other end of the spool, thread the rubber band through the 2 washers. The washer should be placed snug against the spool.
4. Thread the popsicle stick through the rubber band.
5. Twist the popsicle stick to “wind up” the Off-Road Roller.



Monday's Treat: Chew Chew Track

1. Clean hands and pray if you haven't already.
2. Pass out paper plates, granola bars, and Twizzlers.
3. Each person can unwrap one granola bar.
4. Say: **These look like an important part of a train track called railroad ties. Wooden railroad ties can weigh up to 300 pounds each, and they must be placed first to build a strong railroad.**
5. On each child's paper plate, have them build a train track with Twizzlers and granola bars.
6. Say: **Our snack railroad reminds us we sometimes have to do a hard thing first to put us on track to what's best – and Jesus can help us. Today's Bible verse, Philippians 4:13 says, "For I can do everything through Christ, who gives me strength." JESUS ' POWER HELPS US DO HARD THINGS! (Trust Jesus!)**
7. Everyone can eat their granola bars and Twizzlers.
8. Ask children to clean up their trash.




Tuesday VBS



Jesus' Power Helps Us Be Bold

“He gives power to the weak and strength to the powerless.”

Isaiah 40:29



Paul and Barnabas Preach Together • Acts 14

Tuesday's Imagination Station

Prepare the Bead Momentum Cup and be able to make it "jump"

Welcome to Imagination Station!

("CowCatcher" question) Today's CowCatcher question is: Steam locomotives have several types of wheels. The largest wheels are known as the 'driving wheels. These are turned by pistons and make the locomotive move. The small wheels at the front are called 'leading wheels'. These help to guide the engine forward. So, would you rather be a driving wheel or a leading wheel?

(Gizmo) Today we're discovering that Jesus' power helps us be bold. Sometimes we do not feel very bold especially when it comes to sharing our faith in Jesus. You probably heard the phrase practice makes perfect right? Well, we will never be perfect but practice helps us be bold! You can take one little step like praying before lunch at school. Maybe someone asks you why you do that. You can take another little step and say you're thanking God for your food. Then maybe you take another little step and say that you're also really thankful to God for sending Jesus. And so on and so on. Do you have any ideas on how to be bold in sharing your faith in Jesus? (Take some answers from the kids) Each bold step makes the next step a little easier. It's a matter of momentum. Let me show you what I mean. This chain by itself isn't very bold. It just sits in the cup. That's kind of like our lives without Jesus. We can't do a whole lot on our own like the chain can't do anything on its own. But when we have Jesus in our lives, his power helps us be bold! Now watch what happens when we add the unexpected power of momentum to the chain! (Make the chain siphon out of the cup.) Did you see that? The power of momentum made the chain boldly jump out of the cup. Wow! When we have Jesus in our lives, he can help us be bolder than we ever thought possible. Now it is your turn to test this out.

Bead Momentum Cup

1. Cut 3 bead necklaces at one link and tape them end to end in one long straight line.
2. Lower the bead necklace line into circles in a smooth lipped cup. (Solo cups work great.)
3. Dangle a couple inches of the bead line out of the cup.
4. Give the necklace a quick tug downward and the rest of the beads should "jump boldly" out of the cup.



Tuesday's Treat: Coal Crunch

1. Clean hands and pray if you haven't already.
2. Have everyone pull out a piece of "coal" (a chocolate rice cereal treat) and look it over.
3. Say: **Today's snack looks like coal! Coal is a kind of rock that can be burned to make powerful, bold energy that'll move things even as huge as trains. Jesus gives us power, too, and JESUS' POWER HELPS US BE BOLD! (Trust Jesus!) The Bible tells us in Isaiah 40 :29 that "He gives power to the weak and strength to the powerless."**
4. Have children take a bite of their snacks. If anyone's unsure, allow those who are bold enough to try it first to describe what it tastes like to everyone else.
5. Ask children to clean up their trash.




Wednesday VBS



Jesus' Power Gives Us Hope!

“So be strong and courageous, all you who put your hope in the Lord!”

Psalm 31:24



Paul's Shipwreck • Acts 27

Wednesday's Imagination Station

Pre-mix Bubble Solution and be able to produce large bubbles with large wand.

Welcome back everyone.

(“CowCatcher” question) It’s time for our CowCatcher Question. In the days of steam locomotives, would you rather have been the engineer of the train (the worker who drives the train) or the fireman (the worker who stoked the fire and maintained steam pressure)?

(Gizmo) It looks like your brains are still bubbling over with imagination! That makes me think, what can we discover about those things called bubbles? (Ask kids what do they notice about bubbles: They float. they fly. they have colors inside.) They make me happy because they remind me of hope. Hope lifts my spirits like bubbles lift into the air! Bubbles are beautiful just like the hope we have in Jesus is beautiful. Sometimes when I’m feeling a little down, I need to remember the hope Jesus gives us. The hope Jesus gives raises my spirits and makes me feel better. Every time you see a bubble, remember that Jesus’ power gives us hope. Now I’m going to test out my special giant bubble solution. Are you ready? (Demo the bubble wand and giant bubble solution.) Would you like to try it too? (Have kids try out giant bubbles)

Large Bubbles

1. Purchase or prepare a “giant bubble” solution (A simple web search will give you various recipe for giant bubbles.)
2. Dip the bubble wand into the bubble solution and move wand to produce large bubbles.



Wednesday's Treat: Bagel Tunnel

1. Clean hands and pray if you haven't already.
2. Place the paper plate on the beach towel and give everyone two bagel pieces.
3. Have everyone place the pieces side by side on the plate with the arches faced down to form a tunnel.
4. Show the children how the bagel resembles a train tunnel.
5. Say: **Our bagel tunnel isn't long but trains can be in dark tunnels for a really long time before the light at the end of the tunnel appears. The light gives hope because it means the train is about to make it through the tunnel. We'll get through dark or hard times in our lives, too. Today's Bible verse, Psalm 31:24 says, "So be strong and courageous, all you who put your hope in the Lord." JESUS ' POWER GIVES US HOPE! (Trust Jesus!)**
6. Pass out cream cheese and popsicle sticks.
7. Everyone can use a popsicle stick to spread cream cheese on the bagels and eat.
8. Ask children to clean up their trash.



Parents: Prepare on Wednesday for Thursday's Imagination Station

Prep work for Thursday's Salvation Demonstration

1. Put a piece of masking tape on each of the 3 clear jars.
2. Label the 1st container: "Jesus";
3. Label the 2nd container: "You";
4. Label the 3rd container: "Sin"
5. Pour some bleach and water in the "Jesus" container. (Not enough to change the color but enough to affect the iodine.)
6. Fill halfway the "You" container with only water.
7. Fill the "Sin" container halfway with water and put in Iodine for a "medium" brown color.
8. Line up on the 3 containers on a table.

Thursday Demonstration Instructions:

1. Pour some contents of the "Sin" glass into the "You" glass. The water will turn brown.
2. Pour some of the contents of the "Jesus" glass into the "You" glass. The bleach will take away the brown of the iodine.

Follow the wording and cues for the demonstration on the Thursday page.



Thursday VBS

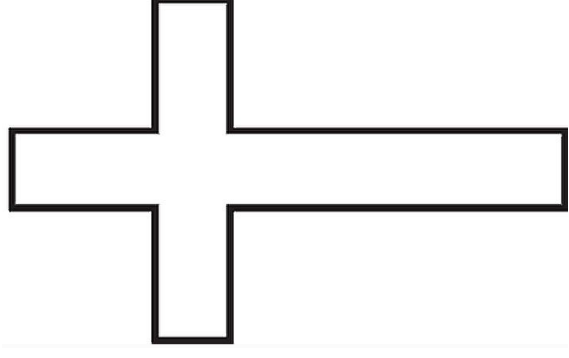


Jesus' Power Lets Us Live Forever!

“The Spirit of God, who raised Jesus from the dead, lives in you.”

Romans 8:11

**God The World He Gave
Loved So Much Us Jesus**



God Loves The World

John 3:16, John 14:2-3, Romans 3:23, Romans 6:23



Thursday's Imagination Station

Prepare the Salvation Demonstration.

Welcome back.

(“CowCatcher” question) Today’s question is: When the first transcontinental railroad was being built, some workers started in the West blasting through the Rocky Mountains, while others started in the East building across the hot dry plains, hoping to meet in the middle. Would you rather have worked digging through mountains or sweating on the plains?

(Upfront Demo) Today we’re discovering that Jesus’ power lets us live forever. We’ve been talking about Jesus’ power all week. My question is: how do we get Jesus’ power? The power to do hard things - The power that gives us hope - The power that helps us be bold. How do we get that power inside us? I’d like everyone to look at these three glasses. We are going to have a science demonstration about us and our sin problem and the solution!

This first glass represents you. The middle glass is sin. And the last glass represents Christ. The Bible tells us that God is perfect and holy and He cannot allow sin in his presence. However, there is a problem: (pour “**Sin**” glass into “**You**” glass) we are sinful people. We do wrong things and disobey God and how He wants us to live as told in the Bible. See the water change color? On our own we cannot make ourselves clean and acceptable to God! That is a problem.

But there’s good news. God himself provided a way to get rid of the stain of sin in our lives. Do you see this third glass? It is clear and sin free. God loved us so much that he sent his perfect son, Jesus, to die for us and take away our sins by giving us his perfect life. (Pour “**Jesus**” glass in “**You**” glass.). Jesus cleanses us and now allows us to enter into a relationship with God. See how the color in the glass has been washed away and made clear? Sin no longer separates us from God. Jesus is perfect and without sin. Jesus’ power can live inside us if we ask him to be our Forever Friend! Then his power inside us helps us live forever.

So, if you would like to be sure that your sin (point to “**Sin**” glass) does not separate you (point to “**You**” glass) from God, please talk to one of the teachers here today. We’d be glad to talk about how Jesus can become your forever friend and get his pure and sinless life (point to “**Jesus**” glass) poured into yours!

(Gizmo) We are going to make this power band. It can help you remember that Jesus’ power helps you live forever! You know that steam trains can get their power from wood and coal. So, you are going to use some wood power beads and some coal power beads on your own power band. We get our power from Jesus. And every day at Rocky Railway, we have been discovering something new about Jesus’ amazing power. So, you’ll add one cross bead to your powerband to help you remember that Jesus is the power in your life. Find the elastic string where you will thread on the beads. Then start threading on the wood and coal beads and the one special cross bead! I will help you tie the knot of your Power Band when you have finished.


Power Band

1. String the beads on the elastic string and add the cross bead
2. Tie the bracelet together.



Thursday's Treat: Crunchy Crossbuck

1. Clean hands and pray if you haven't already.
2. Give everyone a bag of pretzel twists, a plate, and a napkin. Everyone can take two pretzels and place them on a plate.
3. Pull the cap off the frosting pouch. Volunteers can squeeze a dime-size amount of frosting onto the center of one pretzel. Lay a second pretzel on top of the other, connecting the pretzels at their centers to make a cross.
4. Have children turn their pretzel crosses so they look like X's.
5. Say: **Our snacks look like train track signs called cross bucks that remind people to stop before crossing a track. But when we turn them another way... JESUS' POWER HELPS US DO HARD THINGS! (Trust Jesus!)**
6. Turn the plates so the pretzels look more like crosses instead of X's. Say: **They look like crosses that remind us of Jesus and our special Bible verse, Romans 8:11, that says, "The Spirit of God, who raised Jesus from the dead, lives in you." JESUS ' POWER LETS US LIVE FOREVER! (Trust Jesus!)**
7. Eat the pretzels and volunteers can put more frosting on the plates to make another pretzel cross
8. Ask children to clean up their trash.



Parents: Prepare on Thursday for Friday's Imagination Station

Read and prepare beforehand for this demonstration

Friday Demonstration Instructions

You will need:

- * A few older in years (not shiny) pennies
- * 1/4 cup white vinegar
- * 1 teaspoon salt
- * Non-metal bowl

What to do

1. Pour the vinegar into the bowl and add the salt – stir it up.
 2. Put about 5 pennies into the vinegar and salt bowl and count to 10 slowly.
 3. Take out the pennies and rinse them out in some water.
- Follow the wording and cues for the demonstration on the Friday page.



Friday VBS



Jesus' Power Helps Us Share the Good News!


"Love each other in the same way I have loved you."

John 15:12



Paul Tells Others About Jesus • Acts 28


In Bible Discovery today, we will be working with the Flipper Flapper to practice telling others the Good News!



The Bible tells us heaven has a street of gold! But the best part about heaven is that God, who created you and me, lives there. The Bible, God's Word, says: "For God so loved the world that he gave his only Son, that whoever believes in him should not perish but have eternal life." --- John 3:16 Jesus, God the Son, is in heaven preparing a place for all who put their trust in him. (John 14:2-3) God is holy and perfect. He cannot allow anything in heaven that is less than perfect, so there's one thing that can never be in heaven. Can you think of what that might be?




Sin is anything you think, say, or do that does not please God, like lying, cheating, or hurting others. The Bible says: "All have sinned and fall short of the glory of God." --- Romans 3:23. Sin affects everyone, big or little, young or old! No matter where you live or who you are, you have sinned. God says that sin must be punished (Romans 6:23). Sin cannot be in heaven. It keeps us from having a friendship with God. But God has a wonderful plan so that you will not have to be punished for your sin and so you can have a friendship with him!



God sent Jesus Christ, his perfect Son, to be born as a little baby. Jesus lived a perfect life...he never sinned. Jesus didn't deserve to die, but he willingly died to take your sin punishment. "...Christ died for our sins... he was buried, and that he was raised on the third day, in accordance with the Scriptures." --- 1 Corinthians 15:3-4

Now, because of what Jesus has done for you, you can have your sins forgiven and a friendship with God! Read on to see how



You can have a clean heart because of what Jesus did for you. When you agree that you are a sinner who needs forgiveness, believe that Jesus is God's perfect Son who died for you and were buried in heaven, and make Jesus your Forever Friend, God sees your heart as clean. He has ears to hear, and once you are his child, He will never leave you (Hebrews 13:5).

WHEN JESUS IS OUR SAVIOR AND FOREVER FRIEND, WE WILL SPEND ETERNITY IN HEAVEN WITH HIM!

Friday's Imagination Station

Prep Penny Experiment, take and print a photo of your "crew" at VBS

Welcome back. I can't believe it's the last day here at our VBS.

("CowCatcher" question) Today's question is: The two of the most recognizable parts on a steam engine train are the steam engine (which makes the train move) and the caboose (which holds a living space for the workers). Which would you rather ride on - the engine of the train or the caboose?

(Group Activity) So today we are learning about how Jesus' power helps us share the Good News! We are going to do a really neat experiment to help share the Good News about Salvation in Jesus. It's called Shiny Penny, Clean Heart. Let's do the experiment first and then I tell you how it can help you share the Gospel.

First you will be getting some water into one of the bowls. We'll set that aside for later.

Next you all are going to get some vinegar into the other bowl. (Pour about ¼ cup of vinegar into the other bowl.)

Next, we will add about a teaspoon of salt. Drop the salt in and stir the solution.

Now each one of you will get to drop your penny into the solution. Have your group slowly count to 10 together. (Make sure group waits for a bit)

Take out the penny and put it in the water to rinse it off. Then dry the penny with a (paper) towel. (Make sure the kids fish out the penny, rinse it, and dry it off.)

What does the penny look like now? (Take answers)

This reminds me of the Good News about Jesus. We have a problem. It's called sin. It makes our heart dark and makes God very sad. Kind of like how the penny looked like in the beginning. But Jesus came to live a perfect life and died on the cross to wash away all our sins - just like the salt and vinegar solution. After we ask Jesus to be our forever friend, He makes our heart new and shiny before God. This is the Good News about Jesus! And you can share this Good News when you do this experiment with an adult's help. We have the instructions for this experiment on a sheet of paper for you to take home. You can try it out at home and share how this reminds you of the Good News about Jesus.

(Gizmo) Now we are going to create these Photo Frames to remind us of our week at VBS. You are going to assemble and decorate the frame. Next you will insert our "crew" photo between the frame and the backing.

As you work, remember what all we learned about Jesus' power this week. When you show your family and friends this picture frame, you can also tell them about the Good News of the salvation that we can have in Jesus Christ.

Frame Directions

1. Glue four craft popsicle sticks together to form a square.
2. Repeat step one to make a second square. Let the glue dry completely.
3. (Optional) Paint both squares. Let the paint dry completely.
4. Decorate the squares with various buttons and beads. Let the paint and the glue dry completely.
5. Glue the two squares together back to back.
6. Cut photograph to fit the inside of the picture frame and insert.

