

Stephen

Acts 6:1-7:60



Roundabout Story Family Activity

(To be done *before* Chapel Kids Elementary Video)

Gather your family and sit in a circle.

Start telling a story by saying one or two sentences and then clap once.

Some examples of story starters:

- One day, a boy named Carlos woke up and his fingers had turned into carrots! He didn't know what to do!
- It was a normal day. Evangeline woke up, got ready for school, and hopped into the backseat of the car. BUT THEN . . .

Direct the person to your left to add a few more sentences to the story until they hear you clap. Continue around the circle in this way. Keep going until time runs out or the story devolves into absolute silliness. If you have time, start a new story.

Say: That was such a silly and roundabout story! We had no idea where it was going to go or how it was going to end. In fact, I still don't think it ended! We don't know the end of the story. *Today* we'll hear about someone who knows the end of EVERY story! Let's watch!

Watch Chapel Kids Elementary May 24, 2000, Video

The Stories of Old (Play-Doh activity)

Remind your child that in today's story, Stephen told the Sanhedrin stories from Israel's history.

Ask him/her to tell you some of the stories from the Bible that they remember.

Encourage your child to use the Play-Doh to shape a character or item from the story.

As your child works, ask what he/she is making and what the story was about.

If your child needs help remembering stories, here are some highlights:

- Noah
- Joseph's story
- Moses and the burning bush
- Israel crossing the Red Sea
- David and Goliath
- Daniel and the lions' den
- Jesus' birth
- John the Baptist baptizing Jesus
- Jesus at Mary and Martha's house
- Zacchaeus
- The story of the lost son (the prodigal son)
- Jesus' death and resurrection

Say: You are a great Bible storyteller! So was Stephen. He told the leaders all about God and His chosen people, the Israelites, and about Jesus. By knowing the stories in the Bible, we can learn about God's faithfulness to His people in the past and learn about His promises to us now. God is trustworthy. As believers, he'll be with you and I forever, and we can trust Him!

Origami Bookmark (Craft)

Materials Needed: 1 6x6" paper square, 1 "Joshua 1:9" cut-out, glue stick, crayons, (optional: materials to decorate your bookmark with: googly eyes, stickers, colored paper, etc...)

Help your child look up Joshua 1:9 (NIV) in the Bible. Read the verse together out loud.

Say: What does this verse remind us to do? (Pause for answer)

Yes! It reminds us that even when we are afraid, we can be strong and brave because we know that God is with us.... wherever we go, in whatever we do...always and forever!

Hand your child a six-inch by six-inch square piece of paper.

Using the "Origami Monster Bookmark Instructions", help your child make a Monster Bookmark.

As kids glue Joshua 1:9 to their bookmark, encourage them to use this bookmark as a reminder that God loves them and God is always with them, even when things are scary or unsure.


After the activity, **Say:** *In our story today, Stephen told the leaders all about God and His chosen people, the Israelites, and about Jesus. But the leaders were angry with him. They didn't like what he was saying. So, they were very mean to him, they shouted at him, and they threw stones at him. It wasn't fair! But Stephen kept going and kept living and speaking for God until his last breath. He even asked God to forgive the leaders. He knew that God knew the end of the story, and he trusted God with everything he had. And because he (and others) kept going, God used him to spread the Gospel, the Good News of Jesus Christ, throughout the entire world, ending up with us talking about it today!*

You know what? We can do the same. We can keep going because God knows the end of the story. We might not ever be in a situation like Stephen was, but we face tough times sometimes, too. When we do, we can remember that God is with us, He knows everything, and we can trust Him!


Pray together with your family thanking God for always being with you and asking Him to help you be strong and courageous always.

God says:
**“Be strong and
courageous. Do
not be afraid; do
not be discouraged,
for the LORD your
God will be with you
wherever you go.”**
Joshua 1:9b, NIV

Origami Monster Bookmark Instructions



Fold 6"x6" piece of paper in half diagonally



Fold each point of the triangle up to meet the top point




It will now be a square




After creasing it, open it back up to a triangle



Fold only the top layer of the tip of the triangle down to the bottom



Tuck the long points of triangle up and under the folded tip



Do this to both sides to create the edge of a book page



Glue "Joshua 1:9" verse on the back of the "Monster"



Decorate them

